

जाहिरात सुचना दिनांक .०७.०९.२०२३.

शासकीय आयुर्वेद महाविद्यालय, उस्मानाबाद, मधुबन तुळजापूर रोड, उस्मानाबाद-४१३ ५०१ या महाविद्यालय व रुग्णालयाकरिता सन २०२३-२०२४ या वर्षाकरिता आवश्यक असणा-या यंत्रसामग्री/उपकरणे/फर्निचर खरेदी करण्यासाठी दरपत्रका संबधीची जाहिरात सुचना www.gacosbd.edu.in , www.mahaayush.in व www.maharashtra.gov.in या संकेतस्थळावर प्रसिध्द करण्यात आलेली आहे.

तरी, इच्छुक व पात्र पुरवठादारांनी सदर दरपत्रकातील अटी व शर्तीच्या अधिन राहुन दिनांक. ०७.०९.२०२३ ते दिनांक.२०.०९.२०२३.रोजी सायंकाळी ५=०० वाजेपर्यंत (सुटीचे दिवस धरून) आवश्यक त्या कागदपत्रांसह आपले दरपत्रक विहित नमुन्यात शासकीय आयुर्वेद महाविद्यालय, उस्मानाबाद मधुबन, तुळजापूर रोड, उस्मानाबाद, -४१३ ५०१ या पत्यावर सिलबंद पाकीटात सादर करावेत.

स्वाक्षरीत/-
(प्रा.डॉ.ना.सु.गंगासागरे)
अधिष्ठाता,
शासकीय आयुर्वेद महाविद्यालय,
उस्मानाबाद.

महाराष्ट्र शासन
अधिष्ठाता यांचे कार्यालय, शासकीय आयुर्वेद महाविद्यालय, उस्मानाबाद.
मधुबन, तुळजापूर रोड, उस्मानाबाद-४१३ ५०१
Office of the Dean, Govt. Ayurvedic College, Osmanabad.
Madhuban, Tuljapur Road, Osmanabad-413 501

Tel.Ph.No. (0272) 251741

Email Id:- gacosbd@gmail.com

जाक शाआमउ/भांडार/२०२३/५७३३

दि. 12 SEP 2023

दरपत्रक सुचना

प्रति,

विषय:- सन २०२३-२०२४ च्या राज्य वार्षिक कृती आराखड्यांतर्गत AYUSH Education
Institutions अंतर्गत महाविद्यालय व रुग्णालया करिता यंत्रसामग्री/उपकरणे/फर्निचरची
खरेदीकरिता दरपत्रके सादर करणे बाबत

शासकीय आयुर्वेद महाविद्यालय व रुग्णालय, उस्मानाबाद करिता सन २०२३-२४ या
वर्षाकरिता आवश्यक असलेल्या यंत्रसामग्री/उपकरणे/फर्निचर दरपत्रकान्वये खरेदी करण्यासाठी विहित
वेळापत्रकानुसार संबंधित पुरवठादाराकडून दरपत्रके मागविण्यात येत आहेत.

तरी, इच्छुक व पात्र पुरवठादारांनी त्यांची जाहिरातीमध्ये नमुद केलेल्या विनिर्दिष्टासह
(SPECIFICATIONS) दरपत्रके सिलबंद पाकीटामध्ये अधिष्ठाता, शासकीय आयुर्वेद महाविद्यालय, उस्मानाबाद यांचे
कार्यालयात टपालाने अथवा समक्ष खालील नमुद अटी व शर्तीच्या अधिन राहुन सादर करण्यात यावीत.


आ. क्र.	बाब	कालावधी
१	दरपत्रक सादर करण्याचा कालावधी	दिनांक .०७.०९.२०२३ ते दिनांक. २०.०९.२०२३.. सुट्टीचे दिवस धरून कार्यालयीन कामकाजाच्या दिवशी सकाळी १०=०० ते सायंकाळी ०५=०० वाजेपर्यंत.
२	दरपत्रक उघडण्याचा दिनांक व वेळ	दिनांक. २२.०९.२०२३.. रोजी दुपारी २=०० वाजता.
३	दरपत्रक उघडण्याचे ठिकाण	अधिष्ठाता यांचे दालन, शासकीय आयुर्वेद महाविद्यालय, मधुबन, तुळजापूर रोड, उस्मानाबाद-४१३ ५०१

२/-

अटी व शर्ती

- ०१) दिनांक १०.०९.२०२३ रोजी सायंकाळी ०५-०० वाजल्यानंतर प्राप्त होणा-या दरपत्रकांचा विचार केला जाणार नाही.
- ०२) दरपत्रकाच्या पाकीटावर (यंत्रसामग्री/उपकरणे /फर्निचर खरेदी दरपत्रक सादर करणेबाबत) असा स्पष्ट उल्लेख करणे आवश्यक आहे.
- ०३) दरपत्रकात कोणत्याही प्रकारची खाडा-खोड किंवा ओल्हरसायटींग असता कामा नये.
- ०४) पुरवठादाराने सादर खरेदीसंदर्भातील आवश्यक माहिती सोबतच्या प्रपत्रात (Annexure B) सादर करावी.
- ०५) पुरवठादाराने GST ची नोंदणी करणे आवश्यक आहे. तसेच दरपत्रके संस्थेची/फर्मचे नोंदणी क्रमांक सलेल्या लेटर हेडवर दरपत्रक सुचनेनुसार विहित नमुन्यात सादर करणे आवश्यक राहिल.
- ०६) दरपत्रक सादर करणा-या दरपत्रकधारकाचा किंवा संस्थेचा/फर्मचे दरपत्रक प्रक्रियेत भाग घेणा-या अन्य संस्थेमध्ये/फर्मचे घेत स्वारस्य असू नये. तसे आढळल्यास दोन्ही किंवा अधिक दरपत्रके नाकारण्यात येतील.याकरिता सोबत जोडण्यात आलेले हमीपत्र दरपत्रकधारकास सादर करणे बंधनकारक राहिल. (सोबत जोडलेले विहित नमुन्यातील हमीपत्र (१) भरून सादर करावे.)
- ०७) दरपत्रकधारकांनी केवळ एकच दरपत्रक सादर करावे.दरपत्रक सादर केलेल्या दरपत्रकधारकाचा दरपत्रक प्रक्रियेत भाग घेतलेल्या इतर संस्थासोबत//फर्मचे प्रत्यक्ष किंवा अप्रत्यक्ष संबंध वा सहभाग नसावा.तसे आढळल्यास दरपत्रके नाकारण्यात येतील. याची नोंद घ्यावी.
- ०८) दरपत्रकासोबत GST,ADHAR CARD,PAN CARD,Shop Act Licence,Renewal Etc. प्रमाणपत्रे सादर करणे आवश्यक राहिल.
- ०९) देयकाच्या रकमेतून शासन नियमातील तरतुदीनुसार GST/INCOME TAX कपात करण्यात येईल पुरवठ्याच्या बाबी GST मधून वगळलेल्या असतील तर त्या पुष्ट्यर्थ संबंधित नियमांच्या प्रती जोडणे आवश्यक आहे.
- १०) दरपत्रकानुसार मंजूर करण्यात आलेल्या दरा व्यतिरिक्त इतर कोणतेही दर देय होणार नाहीत.
- ११) शासकीय आयुर्वेद महाविद्यालय व रुग्णालय उस्मानाबाद यांचे दरपत्रक सुचनेमध्ये नमुद केलेल्या यंत्रसामग्री/उपकरणे /फर्निचर पुरवठा आदेशातील मागणीनुसार यंत्रसामग्री/उपकरणे /फर्निचरचा पुरवठा करणे आवश्यक राहिल. त्यानुसार पुरवठा केला नसल्यास यंत्रसामग्री/उपकरणे /फर्निचरचा स्विकार केला जाणार नाही.
- १२) खरेदी करावयाची यंत्रसामग्री/उपकरणे /फर्निचर ही सुस्थितीत असावी.
- १३) दरपत्रकासोबत ज्या यंत्रसामग्री/उपकरणे /फर्निचर बाबत माहितीपत्रक सादर करण्यात येईल त्या यंत्रसामग्री/उपकरणे /फर्निचर चे विस्तृत माहिती असलेले माहितीपत्रक (Product Catalogue) जोडावे.
- १४) पुरवठा करण्यात येणारी सर्व यंत्रसामग्री/उपकरणे /फर्निचर हे शासकीय आयुर्वेद महाविद्यालय किंवा रुग्णालय, उस्मानाबाद मधील भांडार विभागा पर्यंत पोहोच करण्याची जबाबदारी पुरवठादारावर राहिल तसेच वाहतुकीत तुट-फूट/नुकसान/गहाळ झालेली यंत्रसामग्री/उपकरणे /फर्निचर स्विकारली जाणार नाहीत ती यंत्रसामग्री/उपकरणे /फर्निचर बदलून देण्याची संपूर्ण जबाबदारी पुरवठादारावर राहिल.
- १५) यशस्वी दरपत्रकधारकास पुरवठा आदेश निर्गमित झाल्यानंतर ३० दिवसांच्या आंत यंत्रसामग्री/उपकरणे /फर्निचर चा पुरवठा करावा लागेल.३० दिवसाच्या आंत यंत्रसामग्री/उपकरणे /फर्निचर चा पुरवठा न केल्यास सादरचे पुरवठा आदेश आपो-आप रद्दबातल ठरतील.यंत्रसामग्री/उपकरणे /फर्निचर पुरवठा केल्यानंतर ३० दिवसाचे आंत त्यामध्ये काही त्रुटी/खराबी/ झाल्याचे निदर्शनास आल्यास सादर यंत्रसामग्री/उपकरणे/फर्निचर स्वखर्चाने परत नेऊन त्या ऐवजी नविन यंत्रसामग्री/उपकरणे /फर्निचर चा पुरवठा या महाविद्यालयास ३० दिवसाचे आंत करावा लागेल.
- १६) पुरवठादाराने पुरवठा आदेशानुसार यंत्रसामग्री/उपकरणे /फर्निचर चा पुरवठा न केल्यास L-2 क्रमांकाच्या दरपत्रकधारका कडून यंत्रसामग्री/उपकरणे /फर्निचर खरेदी करण्यात येतील.
- १७) ज्या यंत्रसामग्री/उपकरणे/फर्निचरची दरपत्रके सादर करण्यात येत आहे ती सर्व यंत्रसामग्री/उपकरणे /फर्निचरउच्चप्रतीची व GMP Certified असतील याची कटाक्षाने दक्षता घ्यावी. पुरवठा करण्यात येणारी यंत्रसामग्री/उपकरणे/फर्निचर उच्चप्रतीची व GMP Certified नसतील ती स्विकारली जाणार नाहीत

- १८) शासन नियमाप्रमाणे यशस्वी दरपत्रकधारकाच्या देयकाची रक्कम ऑनलाईन पध्दतीने त्यांचे बँक खात्यात जमा करावयाची असल्यामुळे विहित नमुन्यातील राष्ट्रीय बँक खाते प्रमाणीकरण प्रपत्र,पॅन कार्डची छायाप्रत व रद्द केलेला धनादेश इत्यादी दरपत्रकासोबत जोडावे. त्याशिवाय देयकाची रक्कम अदा केल्या जाणार नाही.
- १९) ज्या यंत्रसामग्री/उपकरणेसाठी Installation आवश्यक/गरजेचे आहे त्याचे Installation करून देणे Demonstration ,Staff Training देणे पुरवठाधारकास बंधनकारक राहिल. त्यासाठी या महाविद्यालयामार्फत कोणतेही शुल्क देण्यांत येणार नाहीत.
- २०) दरपत्रक उघडल्यानंतर पुरवठादाराने सादर केलेल्या विनिर्दिष्टानुसार सादर यंत्रसामग्री/उपकरणे/फर्निचरची प्रत्यक्ष पडताळणी व आवश्यकता वाटल्यास तशी चाचणी तज्ञामार्फत करण्यात येईल त्याकरिता दरपत्रकधारकांनी आवश्यक ती स्वतंत्र व्यवस्था करून ठेवावी. व त्यासाठी या महाविद्यालया मार्फत कोणतेही शुल्क देण्यांत येणार नाहीत.
- २१) शासन निर्णय उद्योग व उर्जा विभाग दिनांक ०१/१२/२०१६ मध्ये नमूद केल्यानुसार खरेदीच्या कोणत्याही टप्प्यावर अनियमितता/गैरप्रकार/नैतिक अधःपतन व इतर काही बाबी निदर्शनास आल्यास त्याबाबत शासन निर्णयामध्ये नमूद केल्यानुसार कार्यवाही करण्यात येईल. याची नोंद घ्यावी.
- २२) पुरवठा करण्यात आलेली यंत्रसामग्री/उपकरणे /फर्निचर मागणीनुसार असूनही कमी दर्जाची/ कमी प्रतीची असल्याचे आढळून आल्यास सादर पुरवठा आदेश रद्द करण्याचे अधिकार अधिष्ठाता,शासकीय आयुर्वेद महाविद्यालय,उस्मानाबाद यांना राहतील.
- २३) दरपत्रके स्विकारणे,रद्द करणे,यशस्वी दरपत्रक स्विकारण्यापूर्वी किंवा यशस्वी दरपत्रक स्विकारण्यात आल्यानंतर देखील कोणत्याही वेळी,कोणत्याही टपप्यावर खरेदी प्रक्रिया अंशतः किंवा पूर्णपणे रद्द करण्याचे अधिकार तसेच खरेदी प्रक्रियेच्या अटी व शर्तीमध्ये कोणताही बदल करण्याचे अधिकार अधिष्ठाता,शासकीय आयुर्वेद महाविद्यालय,उस्मानाबाद यांना राहतील.
- २४)यंत्रसामग्री/उपकरणे /फर्निचर चा पुरवठा महाविद्यालयात /रुग्णालयात पोहोच करावा लागेल.सादर यंत्रसामग्री/उपकरणे /फर्निचर यांचे गॉरन्टी/वॉरन्टी संपल्यानंतर त्यांची वार्षिक देखभाल/ दुरुस्ती/सेवा संविदा (AMC/CMC)करार करण्यात येईल.गरजेनुसार सर्व सेवा जागेवर येऊन देणे बंधनकारक राहिल.


(प्रा.डॉ.ना.सु.गंगासागरे)

अधिष्ठाता,
शासकीय आयुर्वेद महाविद्यालय,
उस्मानाबाद.

वरील दरपत्रकाची सुचना www.gacosbd.edu.in , www.mahaayush.in व www.maharashtra.gov.in या संकेतस्थळावर प्रसिध्द करण्यात आलेली आहे.

दरपत्रक सोबत खालील कागदपत्रे जोडणे अनिवार्य आहे.

- १) विहित नमुन्यातील स्वाक्षरीत हमीपत्र
- २) आधार कार्ड झेरॉक्स स्वयंसाक्षात्कृत प्रत
- ३) पॅनकार्ड झेरॉक्स स्वयंसाक्षात्कृत प्रत
- ४) शॉप अॅक्ट प्रमाणपत्र झेरॉक्स स्वयंसाक्षात्कृत प्रत
- ५) जी.एस.टी.प्रमाणपत्र झेरॉक्स स्वयंसाक्षात्कृत प्रत
- ६) व्यवसाय नोंदणी प्रमाणपत्र झेरॉक्स स्वयंसाक्षात्कृत प्रत
- ७) संस्थेचा रद्द केलेला मुळ धनादेश

जाहिरात सुचना दिनांक .०७.०९.२०२३.

शासकीय आयुर्वेद महाविद्यालय, उस्मानाबाद, मधुबन तुळजापूर रोड, उस्मानाबाद-४१३ ५०१ या महाविद्यालय व रुग्णालयाकरिता सन २०२३-२०२४ या वर्षाकरिता आवश्यक असणा-या यंत्रसामग्री/उपकरणे/फर्निचर खरेदी करण्यासाठी दरपत्रका संबंधीची जाहिरात सुचना www.gacosbd.edu.in , www.mahaayush.in व www.maharashtra.gov.in या संकेतस्थळावर प्रसिध्द करण्यात आलेली आहे.

तरी, इच्छुक व पात्र पुरवठादारांनी सदर दरपत्रकातील अटी व शर्तीच्या अधिन राहुन दिनांक. ०७.०९.२०२३ ते दिनांक.२०.०९.२०२३.रोजी सायंकाळी ५=०० वाजेपर्यंत (सुटीचे दिवस धरुन) आवश्यक त्या कागदपत्रांसह आपले दरपत्रक विहित नमुन्यात शासकीय आयुर्वेद महाविद्यालय, उस्मानाबाद मधुबन, तुळजापूर रोड, उस्मानाबाद, -४१३ ५०१ या पत्यावर सिलबंद पाकीटात सादर करावेत.



(प्रा.डॉ.नो.सु.गंगासागरे)

अधिष्ठाता,

शासकीय आयुर्वेद महाविद्यालय,
उस्मानाबाद.

महाराष्ट्र शासन
अधिष्ठाता यांचे कार्यालय, शासकीय आयुर्वेद महाविद्यालय, उस्मानाबाद.
मधुबन, तुळजापूर रोड, उस्मानाबाद-४१३ ५०१
Office of the Dean, Govt. Ayurvedic College, Osmanabad.
Madhuban, Tuljapur Road, Osmanabad-413 501

Tel.Ph.No. (0272) 251741


Email Id:- gacosbd@gmail.com

जाक शाआमड/भांडार/२०२३/

दि.

खरेदी करावयाच्या यंत्रसामग्री/उपकरणे/फर्निचर यादी

या सोबत यंत्रसामग्री/उपकरणे/फर्निचर यादी विनिर्दिष्टासह जोडण्यात आली आहे


(प्रा.डॉ.नो.सु.गंगासागरे)
अधिष्ठाता,
शासकीय आयुर्वेद महाविद्यालय,
उस्मानाबाद.

शासकीय आयुर्वेदमहाविद्यालय, उस्मानाबाद श्रेणीवर्धन २०२३-२०२४

AYUSH GRANT 2023-24 DEMAND SPECIFICATIONS

अ.क्र.	यंत्र सामग्रीचे नाव	खरेदी नग	स्पेसिफिकेशन
1	Portable Spirometer (ISI mark)	1	<ul style="list-style-type: none"> • Ultrasound Technology • Real Time colour LCD display • FVC, SVC, MVV, Pre/ Post testing, wide range of predicted normal value • High resolution Thermal Printer • Compliance with 2019 ATS/ERS guidelines • able to export spirometry recordings from internal memory as PDF and store on external media • Disposable Scout tubes for maximum Hygiene and patient safety • High accuracy • Sensor should be maintainance and callibration free • Trolley should be available <p>#Manufacturer/supplier should be ISO/CE certified with proven track record in India with excellent service network throughout the country (service network details to be provided) #Demonstration compulsory and training to Laboratory staff to be provided # after warrenty period CMC/AMC required</p>
2	Trinocular Microscope with LCD Display and digital camera (ISI mark)	1	<ol style="list-style-type: none"> 1) Use for routine pathology laboratory 2) Purpose – For teaching to students & demonstration of peripheral blood smear , urine microscopy etc. 3) Trinocular Digital Microscope 4) Approximately 9" LCD/ smart digital microscope tablet camera equipped with 5 MP color camera. , Digital Camera 5) Observation Head- Trinocular 45°, 360 rotatable interpupillarydioptr adjustment 6) Magnification – 40X , 100X 7) Eye Piece – 10X paired, extra wide field, antifungal and infinity corrected. 8) Sturdy and durable pressure die castaluminium stand 0 9) DIN – SP objectives- 10X, 40X, 100X antifungal and infinity corrected 10) Focussing system – Coaxial coarse and fine mechanism system with ball bearing guide ways 11) Illumination – 3W LED lamp, bright illumination 12) Camera – 5 MP colour CMOS camera sensor it is developed specifically for microscopy application. 13) Effective Resolution – 2592 H X 1944 V 14) Video & Frame rate – 640 x 480@ 30 fps, 1280 x 720 @ 15 fps 15) Pixel size – 202 um, 16) Power Supply – DC 5 V, 2 A 17) Software function – image video SD card support 18) USB 2.0, TFT CARD 19) Electronic rolling shutter <p>#Manufacturer/supplier should be ISO/CE certified with proven track record in India with excellent service network throughout the country (service network details to be provided) #Demonstration compulsory and training to Laboratory staff to be provided # after warrenty period CMC/AMC required</p>
3	Central gas pipeline with new Gas connection for 60	1	<ol style="list-style-type: none"> 1) Copper pipeline 8mm gaze 2) 60 bunsen burner Isi Mark with central gas Copper pipeline and gas regulating knob 3) All safety features must be adopted 4) Two gas cylinders with regulator ISI mark

	students Laboratory.		<p>5) Service T for gas distribution with off & on knob</p> <p>6) Surakshapipe ISI mark</p>
4	Trinocular Microscope with LCD Display and digital camera (ISI mark)		<p>1) Purpose – For teaching to students & demonstration</p> <p>2) Trinocular Digital Microscope</p> <p>3) Approximately 9" LCD/ smart digital microscope tablet camera equipped with 5 MP color camera. , Digital Camera</p> <p>4) Observation Head- Trinocular 45°, 360 rotatable interpupillary dioptr adjustment</p> <p>5) Magnification – 40X , 100X</p> <p>6) Eye Piece – 10X paired, extra wide field, antifungal and infinity corrected.</p> <p>7) Sturdy and durable pressure die cast aluminium stand</p> <p>8) DIN – SP objectives- 10X, 40X, 100X antifungal and infinity corrected</p> <p>9) Focussing system – Coaxial coarse and fine mechanism system with ball bearing guide ways</p> <p>10) Illumination – 3W LED lamp, bright illumination</p> <p>11) Camera – 5 MP colour CMOS camera sensor it is developed specifically for microscopy application.</p> <p>12) Effective Resolution – 2592 H X 1944 V</p> <p>13) Video & Frame rate – 640 x 480 @ 30 fps, 1280 x 720 @ 15 fps</p> <p>14) Pixel size – 202 um,</p> <p>15) Power Supply – DC 5 V, 2 A</p> <p>16) Software function – image video SD card support</p> <p>17) USB 2.0, TFT CARD</p> <p>18) Electronic rolling shutter</p> <p>#Manufacturer/supplier should be ISO/CE certified with proven track record in India with excellent service network throughout the country (service network details to be provided)</p> <p>#Demonstration compulsory and training to Laboratory staff to be provided</p> <p># after warrenty period CMC/AMC required</p>
5	Binocular Microscope (ISI mark)	12	<p>1 Microscope Binocular</p> <p>2 Standard Zoom 6.7x-45x with 10x eye pieces included</p> <p>3 Standard field of view 32.8mm to 4.9mm</p> <p>4 Standard working distance 100mm (3.93")</p> <p>5 Optimal zoom 2x-270x with optional lenses</p> <p>6 Working distance 26mm-287mm</p> <p>7 Field of view 1mm-109.5mm with optimal lenses</p> <p>8 Zoom body 0.67x4.5x</p> <p>9 Zoom ratio 1:6.7</p> <p>10 Interpupillary adjustment 52mm-75mm</p> <p>11 Eyetube inclination 45 degree and 60 , 20 degree rotatable</p> <p>12 Eyepiece diopter correction +/- 5 Diopter</p> <p>13 Optional eyepiece 10x, 15x, 20x, 25x, 30x</p> <p>14 Optional auxillary lenses 0.3x, 0.5x, 0.75x, 1.5x, 2.0x</p> <p>15 Stand with focus block</p> <p>16 Post stand track stand</p> <p>17 Back lighting stand</p> <p>18 Double barrel boom stand</p> <p>19 Articulating arm stand</p>

6	Display Showcase For Department Drug Museum	10	Material M.S. M.S. and Glass Size 57 Inch x 48inch x 8 inch Design With horizontal 4 compartments Sliding glass cover with lock, with tubelight fitted inside.
7	PULSE OXYMETER	1	Measures quickly and accurately pulse rate and spo2 blood oxygen saturation of arterial hemoglobin levels. Accurately determine spo2 (blood oxygen saturation levels), fast spo2 readings, pulse measurements and display it conveniently on a large digital bright led display Accurate: pulse rate, spo2 level and battery level Batteries- 2AAA
8	Skin fold caliper	2	Personal Body Fat Testers with gold standard accuracy to within 1.1% of underwater weighing results with an Personal Body Fat Tester, men's and women's Body Fat Measurement Charts, Instructions for Body Fat Measurement, Body Fat Tracking Chart, and questions and answers on body fat. Clinically proven to be more accurate than lengthy, complicated methods costing thousands of dollars. Markings provide clear, precise measurements, consistent, and repeatable measurements. Get test results in seconds in three easy steps.
9	Skin moisture meter	1	Skin Analyzer, Hair Analyzer, Facial Skin Moisture, Oil tester Meter Facial Skin Diagnostic Analysis Magic Mirror Hair tester.
10	Digital glucometer	1	Auto Power Off Simple Auto Coding Fast & Accurate result in 5 seconds Memory Capacity : 500 measurements with Date & Time Warranty : Life time of Glucometer Package Contents : 1 Glucometer 50 Test Strips, Lancing Device , Lancet Needles, Log Book, Carry Case
11	Herpendens Calliper	2	Weight : 3 pounds (1.8 kilograms); Dial Graduation: 0.20 mm; Measuring Range: 0 mm to 80 mm; Measuring Pressure: 10 gms/mm ² (constant over range); Accuracy: 99.00 percent; Repeatability: 0.20 mm
12	Harward Step test Appartus Metronome	2	Material: Plastic and metal Beats/per minute: 60~208/per minute Item Size: 5 * 3.1 * 11cm / 2 * 1.2 * 4.3 in
13	Digital Physiograph	1	Single & Three (2+1) Channel Biopotential Coupler: For recording all AC phenomena like ECG, EEG, EMG, Pulse, respiration, blood pressure etc. No of chanel- 1, 2 & 3 Display and size- colour TFT 15.5 *9.5 cm Chanel width- 80mm A/D conversion 16 bit A/D Sensitivity - 50,100,200,500,uv/cm& 1,2,5,10,20,50,100mv/cm Sweep speed- 0.5, 0.1, 0.2, 1,2,5,10,20,50,100 Data sampling frequency >256

14	Solar System	3	<ul style="list-style-type: none"> 1) Evacuated Tube Lenth – 58x1800 & 58x2100 2) Evacuated Tube Diameter - 58mm 3) Storage Tank Diameter - 480mm & 580mm 4) Storage Tank Volum- 150Lpd,200Lpd,250Lpd,300Lpd,500Lpd 5) Inner Tank Diameter - 380mm & 480mm 6) Inner Tank Material - Food Grade Polypropylene 7) Inner Tank Thickness - 5mm 8) Outer Tank Material - Powder Coated / Stainless St. 9) Tank Insulation - High Quality PUF 50mm 10) Method Of Bonding - Single Molded Tank 11) Stand - Special Profile Rolled Section Stand 12) Type Of Water Filling - Digital Controller/Assistant Tank/Direct 13) Grommets - Silicon Washers 14) Inlet Outlet /Heater - Hex Brass Insert 15) Inlet/Outlet Connection – Stainless Pipes 16) Fasteners Type – Stainless Steel 17) Circulation - Thermosymphon
15	R.O.Water	1	<ul style="list-style-type: none"> *Product Generic Name – Water Purifier *Product Colour – White *Net Quantity – 1U *Package Contents – Mineral RO Water Purifier (1N) Pipe (3N), Connector (1N),Valve (1N),Warranty Card. *Gross Weight -15.7 kg *Net Weight – 13.47 kg *Purification Production Rate – 50L/hr(Under Standard Condition) *Product Dimensions (mm) – 410(L) X 240(W) X 480 (H) *Box Dimensions (mm) – 495(L) X 325(W) X 555(H) *Inlet Water Pressure/Temp(Min.) – 0.3 kg/cm/10 c * Inlet Water Pressure/Temp(Max.) = 4 kg/cm/40 c *Min./Max.Operating pH – 6.5-8.0 *Input Power Supply – Single Phase100-250V AC, 50-60 Hz *UV Lamp Wattage – 11 W *Life Of UV – 5000 hrs of operation *Total Power Consumption – 120 W *IP Rating - IP X 1
16	Fiber Armless Chair	200	Height- 880mm, Width- 400mm, Length- 390mm
17	Single Cotton Mattress	200	Size 3'x6'x4"
18	Revolving Chair Officers High back	25	Genuine Leather, Double Locking Bolt, Hydraulic, Tilting, Crome Base, Moving Wheal. 4
19	Executive Revolving	1	Genuine Leather, Double Locking Bolt, Hydraulic, Tilting, Crome Base, Moving Wheal,Ergonomically designed, spine friendly, lumbar neck support, designed for orthopedic support, heavy duty base, support 120 kg weight, 2D/3D adjustable

	Chair		chrome finished arms, smart grid technology, complete 360 degree swivel
20	Visitor Three Seater Still Chair	4	Metal Finish, Assembled, Chrome Finish, Three Seater, Top To Bottom:- Height -32" Length – 70" , Width – 28.5"
21	Digital Class Room	2	Detail copy attached
22	Chair With Adjustable Writing Pad	75	Top To bottom Height- 35.5", Depth- 15.5", Width- 17.5", Moveable Study Board, Light Weight, It Was Easy To Lift, Flip It Over As Per Your Convenience
23	Wooden / Sunmica top Metal Body Office Table	50	Size – 4'x2' Metal Body, Wooden/ particle board with lamination Top – 4'x2' One drawer with openable door with one shelf Foot rest pipe, MS frame 25mm x25 mm



शासकीय आयुर्वेद रुग्णालय, उस्मानाबाद श्रेणीवर्धन २०२३-२०२४

अ.क्र.	यंत्र सामग्रीचे नाव	खरेदी नग	स्पेसिफिकेशन
1	5 PART DIFFERENTIAL HEMATOLOGY ANALYSER	1	<p>1)Parameters – WBC, NE%, LY%, MO%, EO%, BA %, NE, LY,MO, EO,BA,RBC,HGB,HCT,MCV,MCH,MCHC,RDW-CV, RDW-SD,PLT, PCT, MPV,PDW 2)Measurement Methods – WBC, RBC, PLT- impedance method HCT – Calculation from Histogram HGB – Cyanmethemoglobin optical detection/ cyanide free colorimetry. WBC 5 part differential optical method 3) Counting time – Approximately 60 sec./sample 4)Measurement Modes – Open, Closed, Pre-Dilution, WBC high, WBC low, Capillary 5) sample volume aspirated – 55 ul(CBC +Differential), 30ul (CBC)for normal measurement mode, 10 or 20 ul for pre dilution mode , 10 ul for capillary mode 6) Data Storage – 15000 results including scattergrams and Histograms should be stored . 7) LCD Display – 10.4 inch 800 x 600 dots TFT- LCD 8) Dimensions – 382 W x 465 D x 532 H (mm) 9) Weight - Approximately 35 Kg Principle – Electrical impedance, flow cytometry, Cyanide free colorimetry ##Manufacturer/supplier should be ISO/CE certified with proven track record in India with excellent service network throughout the country (service network details to be provided). Service engineer easily available and located nearby Osmanabad. Company should have installed instruments at Government Hospitals. Rate of reagents should be attached. Per test approximate cost should be mentioned. #Demonstration compulsory and training to Laboratory staff to be provided # after warrenty period CMC/AMC required</p>
2	ELISA READER & WASHER	1	<p>READER</p> <ol style="list-style-type: none"> Width – 330 mm, Length – 460 mm Height – 190 mm Weight (Net) – 7.5 Kg Voltage – 110-220V Temperature – 0- 40* c , Humidity ≤ 85 % Operating Panel & Display : Touch screen & pen/External mouse 5.7 “ LCD display, 320 x 240 discernibility,, 256 gray scale Warm up Time : upto 90 seconds Reading Speed Continuous mode single 5s, Dual 10s, Step mode single 15s, Dual 30s Mixing capacity : 3- speed setting, Programmable Time : 0-60 seconds Compatible Plates : Polystyrene flat U & V bottom plates& 8/12 well strip plate Printer : External Interface : RS-232 serial interface, USB interface, RJ 45 interface, SD interface Spectral Range : 400 -700 nm Photometric method : single & Dual Filter capacity : 8 interference filters, 4 filter installed free, and four optional Standard Filter : 405, 450, 492& 630 nm Photo Detectors : 8 silicon photodiode detectors for measurements

			<p>19. Light source: Tungsten, Halogen, 6V/20W 20. Measurement Range : 0.000 to 3.500 21. Linear Measurement range : 0.000 to 2.000 22. Resolution : 0.0001 OD 23. Accuracy : $\pm 1.0\%$ for 0.0-2.0 or $\pm 0.007A$ 24. Precision : $\pm 0.5\%$ for 0.0-2.0 or $\pm 0.0005A$ 25. Linearity : $\pm 2.0\%$ or $\pm 0.007A$ 26. Operating System : WINDOWS CE/ WINDOWS 27. Calculation modes : Absorbance, cut-off, single point calibration, curve regression, Multiple points percentage & other all regression analysis can be possible 28. Special Feature : customized User -defined templates facility available Options to read 12 assays on the one plate 29. Information Management System : Yes 30. Database Back up : Yes</p> <p>WASHER</p> <ol style="list-style-type: none"> Self Test : Yes Memory : 10 locations for plate settings , 100 program locations Compatible Plates : Polystyrene flat U & V bottom plates & 8-12 well strip plate Manifold : 8 Way , 12 Way wash Wash Bottle : 1 Bottle x 2 Litres Waste Bottle: 1 Bottle x 2 Litres Rinse Bottle : 1 Bottle x 2 Litres <p>Operational Specifications</p> <ol style="list-style-type: none"> Washing Options : plate washing, strip washing , Strip -skip washing with programmable wash volume : 10-3000 ul Aspiration/ Dispensing or Prime / Rinse options Aspiration Speed : Software Adjustable (0.1 sec to 10 sec) Dispensing Speed : Software Adjustable Washing Modes : Cross wash, Bottom Wash, Single wash Residual Volume: $\leq 2 \mu$ Hang -up Time : 1-120 minutes Rinsing Volume : Software Adjustable Priming Volume : Software Adjustable Interface / Display : Bi- Directional, RS-232 C, serial interface, Liquid crystal display with Key board Power Supply : 110v -220v, 50-60Hz Operating Conditions : Temperature : 0-40*c, Humidity $\leq 85 \%$ Dimensions : 45 cm x 39 cm x 19 cm Weight : 8 Kgs <p>#Manufacturer/supplier should be ISO/CE certified with proven track record in India with excellent service network throughout the country (service network details to be provided) #Demonstration compulsory and training to Laboratory staff to be provided #CMC/AMC required after warranty</p>
3	Skin cautery	1	<p>The HF cautery machine, generates high frequency alternating AC outputs specially designed for surgical requirements. Outline parameters- AC input power - 225W Power consumption - 150 watt F output power - 200WR output frequency - 3.4 Cycle Intensity control - 6 Settings nit wattage - 225WO output waveform - Alternating HF sine wave / Size :- 9in X 8in X 3in / Weight :- 2.5kG</p>

4	Bone elevator	1	Length - 21cm - R.25" Textured Round Handle Bath Matte Finish Stainless Steel
5	Bone drilling machine	1	Stainless Steel AISI Guaranteed High-Quality Instrument both in Material & Function Warranty against Material, Workmanship and of Function Bulk Orders are always welcomed Quality-Tested, Durable
6	Perlosteum elevator	1	Length - 21cm - R.25" Textured Round Handle Bath Matte Finish Stainless Steel
8	Giggly Saw	1	GIGLI Saw Set Orthopedic Instruments 2 Handles + 1 Wire High Quality Stainless Steel - Auto clavable
9	X ray view Box	3	View: Single and Double film viewer Available Sheet: Acrylle Sheet Power: 12 V, 50-60Hz Bulb: High Glossy Led Bulbs Parts: Heavy Duty Switch & Socket Used Product Information
10	Stone holding Forceps	1	Features & details Length 23cm - 9" Oval Penetrated Cup Jaws Ring Type Handle Superior Grasping & Gripping Bath Matte Finish, Stainless Steel
11	Sarwanga Bashpa Sweda Yantra Generator- Dual System (Sitting Type)	1	Decorative export quality door steam chamber. Made from medicinal woods / anjali. Provided with fiber (FRP) inner cabin with molded non-slip flooring inside the wooden chamber This protect the wood from steam & sweat and maintains a hygienic surface without any crevices where bacteria may lodge. Doors have aesthetically hand curved traditional designs. Height adjustable wooden seat is provided. Digital temperature controller is provided. SIZE cm : 90 x 82 x 137 *Gas and Semi-automatic electric boiler(Dual) With digital Temp. Controller (Export Model) provided with a water level sensing system and warning buzzer. *made of stainless steel (SS 304 grade) and provided with SS herbal basket (for herbal steam). Barometer pressure gauge, heavy safety valve with SS spring, SS droplet remover, 3KW ISI quality heaters with aerowed terminals, Neoprene gasket and Thermostat for safety. *Perfume box, Droplet remover, SS control box with a MCB, Relay system, control card and heater indicator. *Capacity of 3 steaming with one filling of water *Steel stand with heat resistant coating for placing boiler. Stand should have 26 cm diameter outer ring and 20 cm diameter inner ring. *Supplied with gas burner, gas fitting stand and special steam hose. Size :- 36 x40 x72 cm (total)
12	Automatic Sarvangatail Dhara Yantra	1	SARVANGA -DHARA /PIZHICHIL YANTHIRAM(Machine) Fully Automatic model. *The bottom housing should be able to move below the Dhara. *This machine should easily enable Sarvangatail Dhara, Ekanga Dhara, Shirodhara, Pradesika Dhara & Pizhichil with 1 or 2 Masseurs only. *Oil from the Dhara procedure should flow into a oil reservoir through a 2 stage filter (with changeable filter material) to make The oil clean. * Reservoir must have a special heating system which allows Uniform warming of the oil to a digitally pre-set temperature . Provision of silent solid magnet pump to lift up to the Travelling Dhara Vessel which must have at least 5 downspouts to dispense five streams of Dhara flow. These streams should be in central line of the body , side/legs and hands. *Should be provided with separate valves to stop from unused spout. *The tips of the dispensing pipes should be attached with copper 'S' bends which can be adjusted to achieve the required body Width and angle of Dhara flow movement. *The vessel should be able to travel between two pre-set points. Heavy duty Dharapathy with stand & step Exp. Model *Heavy Duty Dharapathy made NPG-ISO resin and glass fiber. *Should be provided with stand & step. *Traditional shape with integral catch bowl and drain channel at the head & leg ends.

13	Sarwanga Bashpa Sweda Yantra Lying with steam Generator Dual System (Lying Type)	1	<p>WOOD - HEXAGONAL MODEL Bed is made of teakwood or medicinal wood, placed on a wooden stand made of medicinal wood. Chamber is made of wooden frame & translucent, wrinkled FRP window panes made with heat resistant NPG fiberglass. Teakwood Frame Size in cm : 210 x 84 x 88 *Gas and Semi-automatic electric boiler(Dual) With digital Temp .Controller (Export Model) provided with a water level sensing system and warming buzzer. *made of stainless steel (SS 304 grade) and provided with SS herbal basket (for herbal steam), Baumer pressure gauge, heavy safety valve with SS spring, SS droplet remover, 3KW ISI quality heaters with screwed terminals, Neoprene gasket and Thermostat for safety. *Perfume box, Droplet remover, SS control box with a MCB, Relay system, control card and heater indicator. *Capacity of 3 steaming with one filling of water *Steel stand with heat resistant coating for placing boiler. Stand should have 26 cm diameter outer ring and 20 cm diameter inner ring. *Supplied with gas burner, gas fitting stand and special steam hose. Size :- 36 x40 x72 cm (total)</p>
14	Ophthalmic Chair Unit with Stool	1	<p>Chair-Elevation stroks 200mm . - Seat height-560-760 mm. -Inclination-100 to 175 degree -Rotation-0 to 180 degree. -Power source -200 VAC. -Power Consumption- 660 VA. - Net Weight 100 kg. -Load lifting capacity -175 kgs * Stand Unit - Power supply- 0, 1.5, 2.5, 3, 4, 6, 7.5, 9, and 12V -Loaded weight- 25kg on right and left side -Height from floor- 865mm -Tray movement- 0-90 degree -Table top size- 400x785mm -Trial lens set tray size-550x345x15mm -Base plate -850mmx950mm - light pole length-1093x42mm diameter -Prescription table-405x430mm -Table Retinoscope Voltage-0, 1.5, 2.5, 3, 4, 6, 7.5, 9.8, 12V -Fuse- slow blow type _ Power source- 220 VAC - Net weight- 150kgs -Optional- left sided stand available * Doctor's Stool- -Shape – Circular -Size-38x8cm -Material- Polyurethane cushion smooth and 360 degree rotation -Seat adjustment 52 to 68cm stable eooxy coated five prolonged base</p>
15	I- Chart HD Smart	1	<p>- Suit all refraction rooms -Easy mountable on refraction unit and wall</p>

			<ul style="list-style-type: none"> - Compact and light weight -remote contro with cort -Include colour deficiency test - English, Hindi, regional languages available - C chart -Dot chart - All charts are available up to 6/4 vision - regional languages like Gujarati, Urdu, Panjabi are also available - Animal chart available
16	Applanation Tonometer	1	Measuring range 0 to 80 mm Hg in 2mm Hg increments, Diameter of pneumatic face 3.06 mm, measurement – 47 mm wide *30 mm Deep *85 mm height
17	Auto Refractometer with Keratometer	1	<ul style="list-style-type: none"> - Objective Refractometer mode- KR800 - Sphere range-25D to +22D -Cylinder range- 0 D to 10 D -Axis range- 0 to 180 degree - Minimum Measurable pupil diameter- 2.0mm -Corneal Curvature radius- 5.00 to 10.0 mm _ Corneal refraction- 67.50 to 33.75 D Refractive index 1.3375 Corneal Astigmatism- 0 D to +10 D - Corneal Astigmatism axial angle 0 to 180 degree - PD Measurement range- 20mm to 85 mm - weight- 15kg -Diamentions- 317mmx521mmx447-477mm - power supply- 100-240 VAC, 50-60 Hz, 30-70VA
18	Dental Instruments	1	Detail copy attached
19	Multipara Monitor	2	5 Standard Parameters, ECG, RESP, NIBP, SPO2, 2 Temp, PR/HR, 12.1" high resolution color TFT LCD Display, Real time S.T Segment analysis pace maker detection, patient info input management function, Multi-lead ECG Waveforms display in phase, Capture dynamic Waveforms, Efficient resistance to interference of defibrillator and HF Knife, Up to 4 Hrs. Working capacity of built in rechargeable battery, Optimal ETCO2, Nelicore, Mesimo, 2-IBP, Touch Screen.
20	Hydrolic OT Table	2	Manual, Table Top (lxw)- 1960 mm x 480mm, Height adjustable-690 mm-930mm, Trendelenburg: $\pm 25^{\circ}$, Reverse Trendelenburg $\pm 20^{\circ}$, Lateral Tilt, Back rest (up & down), Head rest (up & down),Kidney bridge elevation, leg rest adjustment, pelvic support.
21	Boyle's Apparatus	2	2 Gas anaesthesia machine with patient monitor, Trolley with 3 drivers, pin index yokes for O2 & N2o, Adult autoclavable patient tubings, central gas supply hoses (colour coded), Oxygen flowmeter range 100 cc/min to 10 lit/min, provision to fit ventilator, provision to fit carbon dioxide absorber, Top tray provided at eye level for keeping monitoring equipments, one specious drawer on smoother runner.
22	OT Shadowless Lamp	2	Double Dome Illuminance (Lux)>120000, Colour temp (K)>4500 \pm 200K, Colour reduction index(RA)- 96, Illuminance dept (mm)-1020, Total irradiance (w/m ²)-380, Size of light field (mm)-200-350, Power supply voltage-AC110V-240V, brightness adjustment-stepless continuous light adjustment, total power consumption-140

23	Cautery Machine Electronic	1	250 Watt, Bipolar, Solid state micro processor controlled frequency generator, monopolar & bipolar outputs electrically isolated from ground, minimum output frequency is higher than 400 khz, monopolar mode includes pure cut blend & coagulate, Bipolar mode includes coagulate & cut mode, Max bipolar power output maximum 100w, maximum monopolar cut power output maximum 300w, foot switch that can operate in monopolar & bipolar modes, grounding pad / return electrode monitored for patient connection, front panel allows mode selection power settings and on / off, display shows output power Audible & visual indicators of activation & alarms, self test mode, power requirement 100-240v, 50/60Hz
24	Mayos Trolley	2	Dimension 44.5 x 42x79 Made up of stainless steel, smooth & elegant, with one tray for carrying instruments, Height adjustable.
25	Suction Electric Machine	2	Portable machine, Input power AC 220 @ 50 Hz, pumping capacity 40Lpm, Maximum negative pressure 90Kpm, operating noise<65db, Jar capacity 2.5Lx2, Oil free maintenance free suction pump with 40Lpm
26	Steel Almari	3	No of door-2, No of shelves-4-5 shelves, Dimension 1850x600x450mm
27	Executive High Back Revolving Chair	1	Ergonomically designed, spine friendly, lumbar neck support, designed for orthopedic support, heavy duty base, support 120 kg weight, 2D/3D adjustable chrome finished arms, smart grid technology, complete 360 degree swivel, Height- 880mm, Width- 400mm, Length- 390mm
28	Sofa set 3Seater With 2Chairs	2	3Seater:- Genuine Leather, 287cm Length, 91cm Height, 86cm Width. Chairs:- 80cm Width, 91cm Height, 86cm Length.
29	Executive Office Table	1	1.8m Length, 'L' Size, Wooden Material, Executive Look
30	Officer Revolving High Back Chair	3	Genuine Leather, Double Locking Bolt, Hydraulic, Tilting, Chrome Base
31	Office Table	1	5'x3'x30" , With Two Drawer, with Writing Pad (Key Board)
32	Visitor Steel 3Seater Chair	6	Metal Finish, Assembled, Chrome Finish, Three Seater, Top To Bottom:- Height -32" Length – 70" , Width – 28.5"
33	Steel revolving Stool	30	Pure Stainless Steel, Top Cushion , Height 18" to 21", Fix Base Seat Revolving
34	Fiber Chair	25	Material Fiber, Height – 83cm, Depth -58cm, Width – 56cm. WBC 110 kg
35	Office Chair Cushioned	25	Material Stainless Steel, Seat – cushion, Height- 79.5cm, Depth-53cm, Width-53cm

(18) Dental Instruments Specifications .(Dental)


अ.क्र.	यंत्र सामग्रीचे नाव	खरेदी नग	स्पेसिफिकेशन
1	Dental X-Ray unit -RVG (Comportable)	1	<ul style="list-style-type: none">-Line Voltage overload Protection-Wall and Floor Models .-Line voltage Compensation-Precise electronic Timer .-Fill Lead Line For Readlation protection-Mobile -Floor model With castor wheels-Scissor -Arm-Long Reach movement-Wall Mounted-For Cramped Working conditionsThe control Box Should be mounted on walls or any other Remote place .-Out put -10 MA /70Kvp .Input -230 Volts /50 Hz /6 amp .voltageComensation -PVC Filter coneTimer -0.01 to 2.0 sec.X-Ray Tube 1.4mm/0.8mmModel -Wall mounted unitRVG Compatible -YesBase plate size 15x20 cmTotal Arm lenth -4 feetTotal Weight of x-Ray Machine - 19 Kg .
	Dental Air Compressor 2.0 HP (Oil Free)	1	<ul style="list-style-type: none">-Power -230 V, 2HP-Tank Size -45 Liters-Flow Rate 140 lpm.-Maximum Pressure -8 bar-Model RPo2
	Universal Tooth- extraction Forcep -set	1	<ul style="list-style-type: none">High grade Stainless steel material-Serrated handles For better grip-Sharp Breaks on Tip-For Better Adaptation to root Surface .-Large handles For Better Operator Fit .-Concave Inner . Surface to Fit the root .-Close fitting Forcep

		<p>Blades to Spread the load evenly</p> <ul style="list-style-type: none"> -Rust free and Corrosive Resistant -Autoclavable 135 OC. -Dental Forceps <p>Handles are shaped so that a Maximum amount Of force can be Applied to breaks While the handles Are still in a Comfortable Position</p> <ol style="list-style-type: none"> 1.) Upper Anterior No—1-For upper extraction central and lateral Incisor Tooth . 2.) Upper premolar no.7 -For extraction of upper premolars of Right and left side 3.) Lower premolars no.13- extraction of lower premolars of Right and left side . 4.) Upper molars Right No.17 -for upper right molar 16 &17 5.) Upper molars Left no.18 -for extractions Of upper left molars 6.) Upper roots Forcep No.51- for extraction of maxillary upper root stamps . 7.) Upper third molars 67-A extraction of upper Wisdom teeth . 8.) Lower third molar 79- extraction of mandibular third molars 9.) Lower Anteriors & root no.74 N -Extraction of Mandibular anteriors & Root Pieces 10.) Lower molar no 86 -Beaks have Symmetricaln design 11.) Upper molar Right no. 86- extraction of upper molar . 12.) Upper molar left no.90- extraction of upper molar .
	ULTRASONIC DENTAL SCALER	<p>2</p> <ul style="list-style-type: none"> -performs multi functions : perio and endo -optical handpiece more convenient for clinical procedures - hand handplence is detachable and can be autoclaved to 135 degree celcius -The cable is made up of silica gel tube which is soft abd durable -automatic frequency tracking ,works on best frequency and performs functions more steadily -digitally controlled, easy operation and more effective in scaling

(21) Digital Class Room (Seminar hall, Meeting Hall, one classroom)

अ.क्र.	यंत्र सामग्रीचे नाव	खरेदी नग	स्पेसिफिकेशन
1	Interactive Display S98	1	98", anti-glare, Resolution approx. 3840* 2160, Dynamic contrast Ratio – 3000:1, approx. 3.2 mm hard glass with MOHS scale 9 h unbreakable, inbuilt 32-wattfront, wireless screen sharing feature, license version, speaker Automatic Data Processing Interactive Unit, 4K UHD Interactive Display with Built-In Android 11 OS and recognizes up to 40 Unique Points of touch, IP-X Dust proof, 4GB RAM, 32 GB Memory, 50,000 hours life, smart eye care, Touch accuracy +/-1, Interfaces/ports -: USB-A:6, USB C type, VGA in/out, HDMI in/out, OPS slot 1, Lan 2 Gigabit Ethernet, Type C connectivity with power warranty – 3 years on site quick next business day service
	OPS	1	i5 Processor, 10 th /11 th generation,8GB RAM,256 -512 GBSSD, Windows 10 Professional 3-year-on-site NSD Warranty
	Podium	1	<ul style="list-style-type: none"> • Metallic Body with Top Sliding Mechanism • Visualizer Tray • Rack for Equipment's • 21.5 inches Touch Screen Monitor • Laptop Interface with inbuilt switcher • Gooseneck Microphone, Wireless lapel Microphone and handheld microphone, • 200 Watts Amplifier, • Speaker Pair • Central Control System with Button Pad Projector, Screen, Audio and Video Control
	Speakers	1	Wall Mount Speaker (50W X 2)
	Camera	1	<ul style="list-style-type: none"> • 1/2.8" high quality, 2MP sensor • 1920x1080 @ 60fps (uncompressed) • 20x Optical Zoom • 16x Digital Zoom • 72.5° Field of View • 255 Presets • USB 3.0, HDMI, RJ45,3G-SDI, USB 3.0 (Recording) Ideal for Conference room
	Accessories, Installation USB3.0, USB 2.0, Wall mount Kit, Camera Kit	1	USB 3.0, USB 2.0, Wall mount Kit, Camera Kit
	Interactive Display S86	2	86" display, Automatic Data Processing Interactive Unit, 4K UHD Interactive Display with Built-In Android OS and recognizes up to 40 Unique Points of touch. 50,000 hours life,32 watt inbuilt speakers, wireless screen sharing feature, share license version, 3840 *2160 resolution ,contrast ratio 3600:1, warranty – 3 years on site quick next business day service

OPS	1	i5 Processor,8GB RAM,256 SSD, Windows 10 Professional 1year Warranty
Camera	1	1/2.8" high quality, 2MP sensor <ul style="list-style-type: none"> • 1920x1080 @ 60fps (uncompressed) • 12x Optical Zoom • 16x Digital Zoom • 72.5° Field of View • 255 Presets • USB 3.0 (C Type), HDMI, RJ45, RS232 Ideal For Conference room with 10-15 participants
Audio Quadro With Ext microphone	1	<ul style="list-style-type: none"> • 4 Uni-Directional Microphone • Wired Type • USB, 3.5 mm & POE Interface • 100Hz-800Hz (Mic), 300Hz-22000Hz (Spkr) • 2 Extension Mics.
Controller Look at me 8 buttons	1	<ul style="list-style-type: none"> • Wireless Look At Me • RS-232 Control for PTZ Cameras. • Pelco-P/Pelco-D/Visca Commands • 8 Wireless Buttons • RF Based
Transportation & Installation	1	Transportation Charges Per Panel
1	OEM for Virtual / Smart & Digital Classroom Should have direct office or technical /sales staff in Maharashtra for immediate technical support.	
2	OEM for Virtual / Smart & Digital Classroom must have valid ISO 54001:2018,ISO 9001:2015, ISO 27001:2013 and ISO 14001:2015 Certified Company. (Related certificate copy required).	
3	OEM for Virtual / Smart & Digital Classroom should have established office in India.(Valid Certificate of Incorporation required). OEM should have manufacturing unit / factory in India. The same should be registered under the 'Factory Registration' in India.	
4	Manufacturer authorization MAF: Wherever Authorized Distributors / Dealers are submitting the enquiry, Manufacturers Authorization Form (MAF)/Certificate with OEM details such as name, designation, address, e-mail id and Phone No.	
5	OEM should have a manufacturing unit / Factory present in India. It must be registered under Factory Registration of India. Document to be submitted as proof.	
6	OEM for Virtual / Smart & Digital Classroom Solution should have implemented Training Rooms /Virtual Classrooms for Training Center/ Classrooms supplied in last 7 years in Education Government Institutes, preferably in Maharashtra state /Govt..	
7	Smart Classroom Solution OEM preferably in the Video Conference Line of Business from at least last 5 years. (Documented Proof Required).	
8	The devices proposed under the scope of Smart / Hybrid / Virtual classroom solution like - Video Conferencing Camera, Audio device, Interactive LED displays (if it's part of solution) & software for video-conferencing preferably from the same OEM, to avoid integration issues./ Integration compliant devices should be there.	
9	Next business day onsite service should be provided by authorized technical person during warranty period. After warranty period AMC/CMC will be done. At least 3 years Warranty period for display panel and other equipments.	


(प्रा.डॉ.ना.सु.गंगासागरे)
अधिष्ठाता

शासकीय आयुर्वेद महाविद्यालय, उस्मानाबाद



Annexure – B

कंपनीच्या लेटरहेडवर खालील नमुद तपशिलाप्रमाणे माहिती भरणे.

प्रति,
अधिष्ठाता,
शासकीय आयुर्वेद महाविद्यालय,
उस्मानाबाद.

यंत्रसामग्री/उपकरणे/फर्निचर करणेकरिता दरपत्रक

अ.क्र.	तपशिल	आवश्यक माहिती व प्रमाणपत्रे जोडण्यात आलेली आहेत किंवा कसे.
१	पुरवठादाराचे नांव	
२	पुरवठादाराचा पत्ता, ई-मेल, दुरध्वनी/भ्रमणध्वनी क्रमांक इ.	
३	पुरवठादाराचा नोंदणी क्रमांक (Registration No.)	
४	GST No.	
५	PAN No.	
६	उत्पादक असल्यास तसे नमुद करावे अथवा प्राधिकृत पुरवठादार असल्याबाबतचे उत्पादक कंपनीचे पत्र	
७	सदर आयुर्वेदिक औषधीचा इतर शासकीय/निमशासकीय रुग्णालयास पुरवठा केला असल्यास अशा कार्यालयाचे पत्ते दुरध्वनी क्रमांक अथवा पुरवठा आदेशांची छायांकित प्रत	
८	हमी कालावधी (Warranty Period)	
९	यंत्रसामग्री/उपकरणे/फर्निचर संबंधी माहिती पुस्तिका/पत्रक जोडले आहे किंवा नाही	
१०	हमीपत्र जोडले आहे किंवा नाही	
९	इतर अटी व शर्ती असल्यास	

स्थळ :-

दिनांक :- / /

पुरवठादाराची अधिकृत स्वाक्षरी शिक्कांसहित

हमीपत्र-१
Undertaking-1

प्रति,
अधिष्ठाता,
शासकीय आयुर्वेद महाविद्यालय,
उस्मानाबाद.

मी (संस्था चालकाचे व संस्थेचे नांव)

पत्ता

लेखी हमी देतो की, आपल्या कार्यालयामार्फत.....खरेदी करणे साठी राबविण्यात येत असलेल्या दरपत्रक प्रक्रियेत मी भाग घेत असून माझे किंवा माझ्या संस्थेचे खरेदी प्राधिकारी/ खरेदी समिती वा कार्यालयाशी कोणत्याही प्रकारचे हितसंबंध/ संघर्ष नाहीत. तसे आढळून आल्यास माझे दरपत्रक नाकारण्यात यावे वा अपात्र समजण्यात यावे.

स्थळ :-

दिनांक :-

पुरवठादाराची अधिकृत स्वाक्षरी शिक्कांसहित

.....
हमीपत्र-२
Undertaking-2

प्रति,
अधिष्ठाता,
शासकीय आयुर्वेद महाविद्यालय,
उस्मानाबाद.

मीपत्ता

.....लेखी हमी देतो की, आपल्या कार्यालयामार्फत.....
.....खरेदी करणेसाठी राबविण्यात येत असलेल्या दरपत्रकप्रक्रियेत मी/
माझी संस्थाकेवळ एकच दरपत्रक सादर करीत आहे. त्याचप्रमाणे दरपत्रक भाग घेणा-या अन्य संस्था सोबत माझा/माझ्या संस्थेचा कोणत्याही प्रकारचा कोणत्याही प्रकारचा प्रत्यक्ष/अप्रत्यक्ष संबंध वा सहभाग नाही. तसे आढळून आल्यास माझे दरपत्रक नाकारण्यात यावे वा अपात्र समजण्यात यावे.

स्थळ :-

दिनांक :-

पुरवठादाराची अधिकृत स्वाक्षरी शिक्कांसहित

